

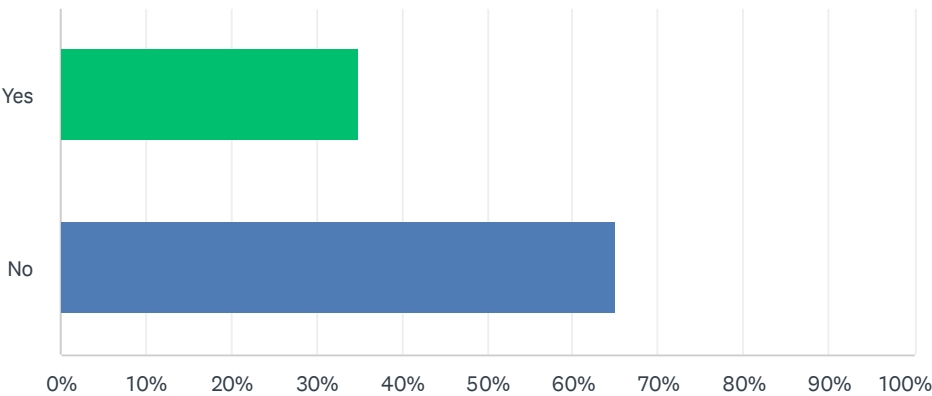
# GenPro Member Survey

August 2023



Q1 Did you make a loss in the last quarter of the financial year?

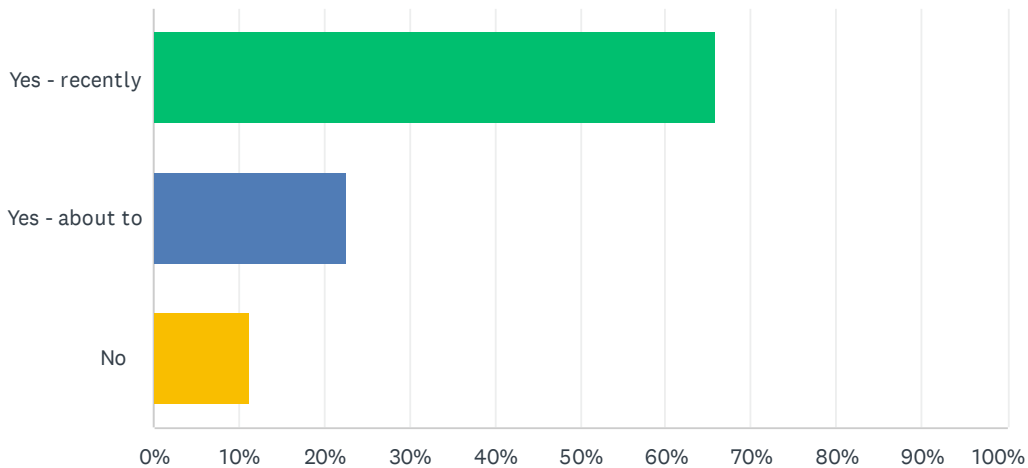
Answered: 238    Skipped: 0



ANSWER CHOICES	RESPONSES	
Yes	34.87%	83
No	65.13%	155
TOTAL		238

## Q2 Have you recently, or are you about to increase your fees?

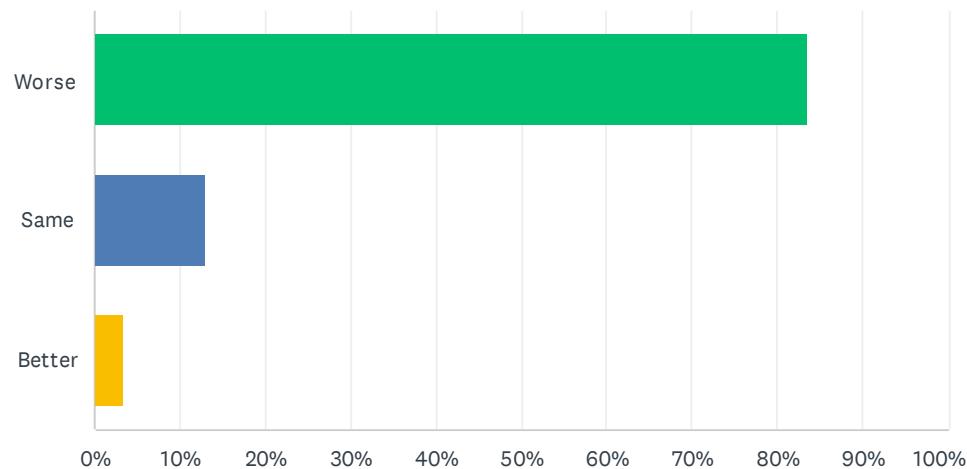
Answered: 238 Skipped: 0



ANSWER CHOICES		RESPONSES
Yes - recently	65.97%	157
Yes - about to	22.69%	54
No	11.34%	27
TOTAL		238

Q3 Is your financial position worse, the same or better now than this time last year?

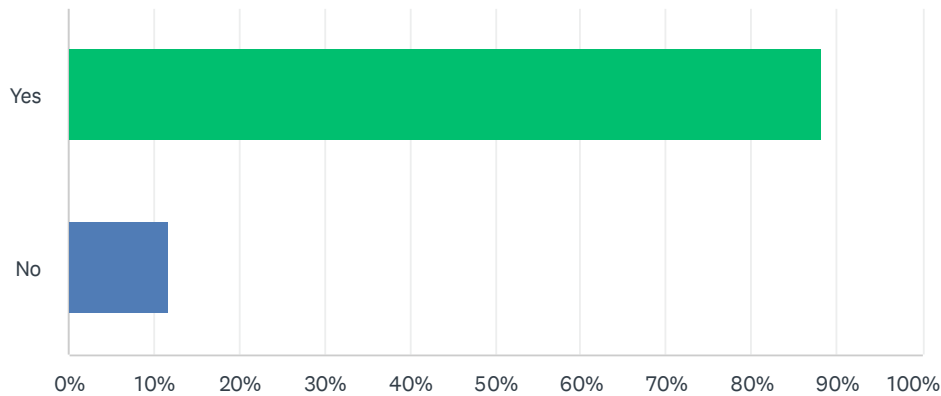
Answered: 238    Skipped: 0



ANSWER CHOICES	RESPONSES	
Worse	83.61%	199
Same	13.03%	31
Better	3.36%	8
TOTAL		238

Q4 Are you concerned about the future financial viability of your practice ?

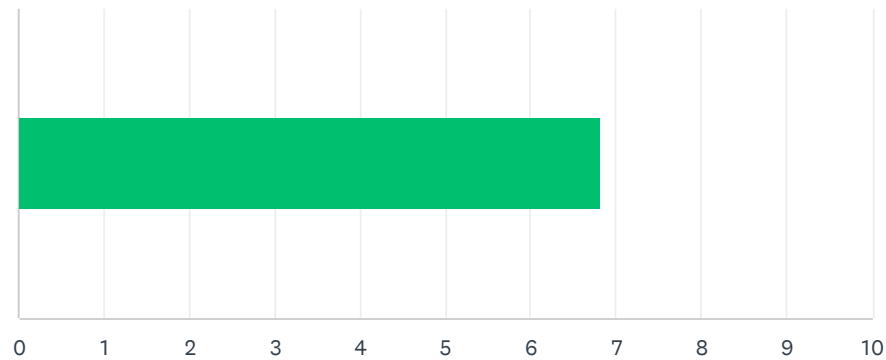
Answered: 238    Skipped: 0



ANSWER CHOICES	RESPONSES	
Yes	88.24%	210
No	11.76%	28
TOTAL		238

Q5 How many nurses (headcount) do you usually employ?

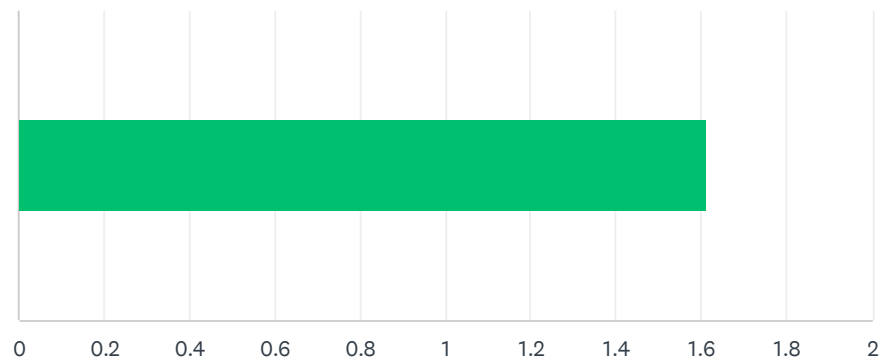
Answered: 227    Skipped: 11



ANSWER CHOICES	AVERAGE NUMBER	TOTAL NUMBER	RESPONSES
	7	1,549	227
Total Respondents: 227			

Q6 How many nurses (headcount) have left your practice in the last six months?

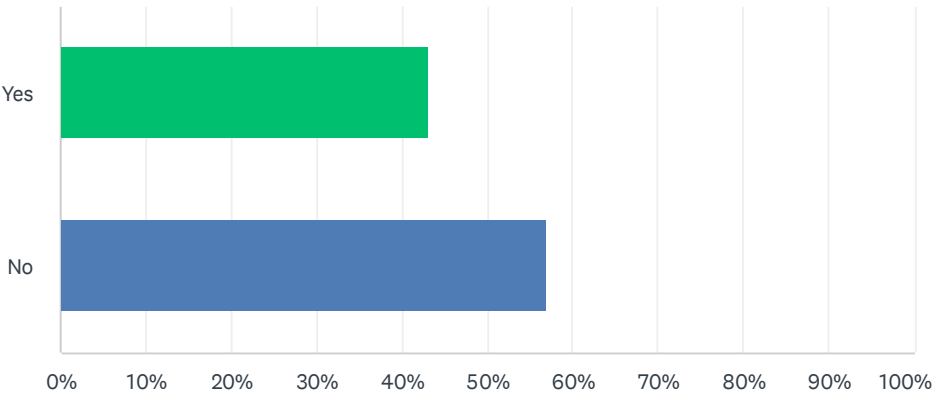
Answered: 227    Skipped: 11



ANSWER CHOICES	AVERAGE NUMBER	TOTAL NUMBER	RESPONSES
	2	366	227
Total Respondents: 227			

Q7 Do you have nursing vacancies now?

Answered: 227    Skipped: 11

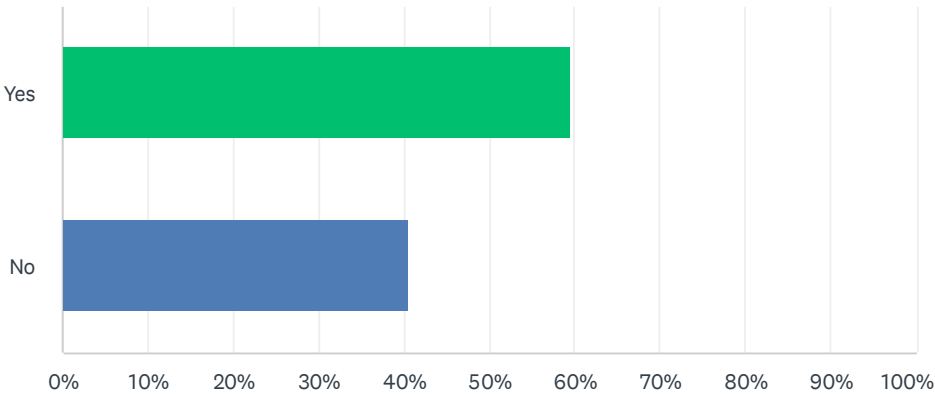


ANSWER CHOICES	RESPONSES	
Yes	43.17%	98
No	56.83%	129
TOTAL		227



Q8 Do you have GP vacancies now?

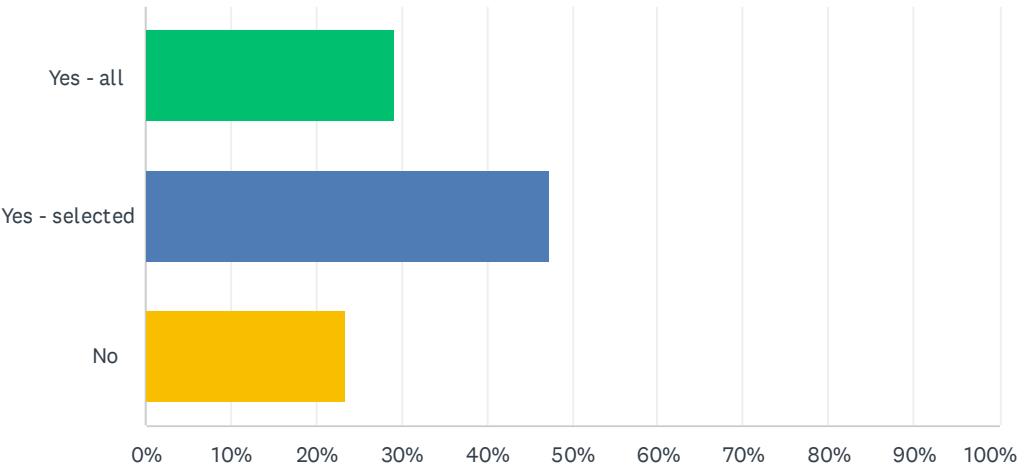
Answered: 227    Skipped: 11



ANSWER CHOICES	RESPONSES	
Yes	59.47%	135
No	40.53%	92
TOTAL		227

Q9 Is your practice taking new enrolments?

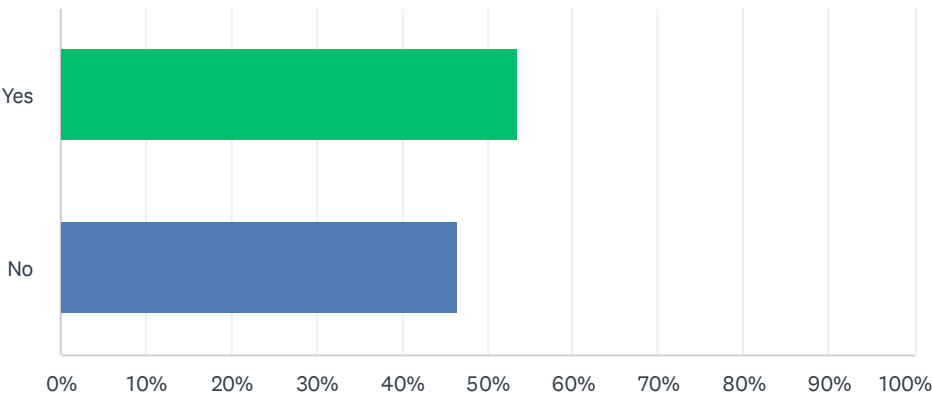
Answered: 209    Skipped: 29



ANSWER CHOICES	RESPONSES	
Yes - all	29.19%	61
Yes - selected	47.37%	99
No	23.44%	49
TOTAL		209

Q10 Have you had to reduce services in the last six months?

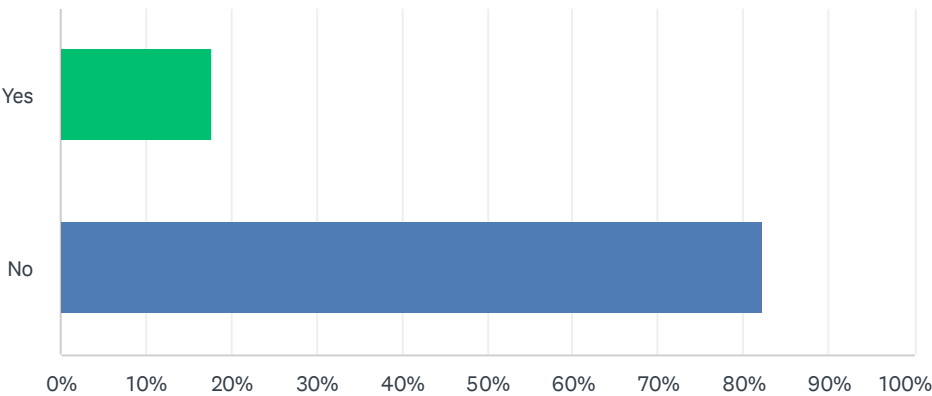
Answered: 209    Skipped: 29



ANSWER CHOICES		RESPONSES
Yes		53.59%112
No		46.41%97
TOTAL		209

Q11 Has your practice reduced opening hours in the last six months?

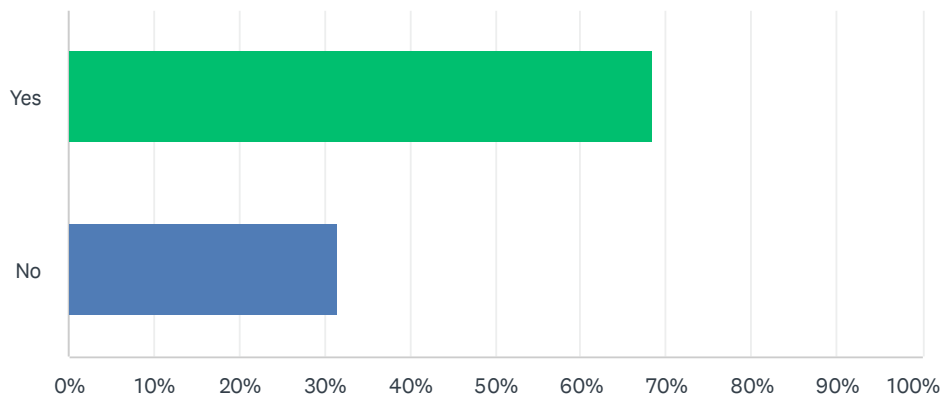
Answered: 209    Skipped: 29



ANSWER CHOICES	RESPONSES	
Yes	17.70%	37
No	82.30%	172
TOTAL		209

## Q12 Are you now charging for any services that used to be free to patients (e.g. referrals)?

Answered: 209 Skipped: 29



ANSWER CHOICES	RESPONSES	
Yes	68.42%	143
No	31.58%	66
TOTAL		209

## Q13 Your Details (Which will be kept confidential and only used to validate responses or seek further clarification where required.)

Answered: 209 Skipped: 29

ANSWER CHOICES	RESPONSES	
Your name:	100.00%	209
Your e-mail address:	100.00%	209
Your contact telephone number:	100.00%	209
Name of your general practice/organisation:	100.00%	209